
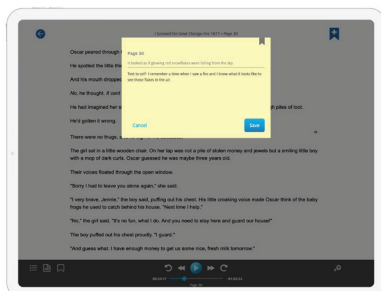


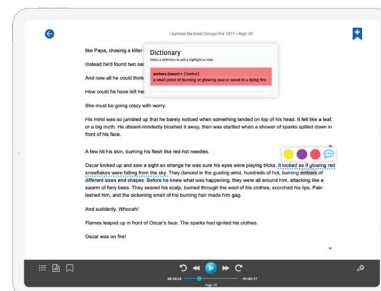
THE LEARNING ALLY AUDIOBOOK APP



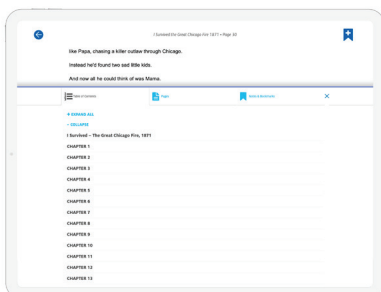
4 Use the navigation bar to play/pause, move between levels, rewind, fast forward, adjust audio speed and access other options.



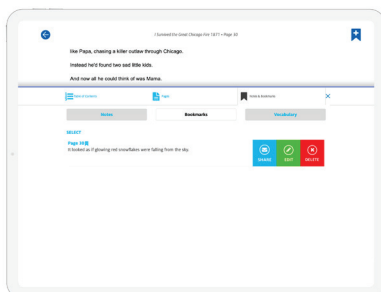
5 Add bookmarks and notes using the Add Bookmark & Notes icon. Use the device's keyboard or microphone, to type or dictate your notes.



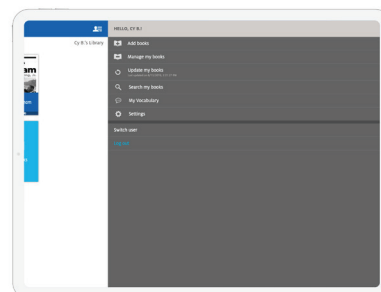
6 Use the in-app dictionary: Press and hold a word (mobile) or double click a word (computer). Highlight, take notes and review words on a vocab list.




7 Navigate through the table of contents, jump to a page, access saved notes, bookmarks and vocabulary and customize your reading experience.



8 Share individual or multiple bookmarks, notes, and vocab words through email or by downloading a text file.



9 To delete downloaded books select Manage My Books in the Profile Menu and then select  next to the book that you want to delete.

Controls and Preferences



Play



Pause



Go Forward



Go Back



Rewind



Fast Forward



Change Speed



Navigate Table of Contents



Go To Page



Place a Note and Bookmark



Retrieve Bookmarks, Vocabulary and Notes



Delete Book



Download Book



Change View Options



Shake Phone to Start and Stop Audio