



# Summer Reading Together Packet

---

@Learning\_Ally  
#SRT21

# Summer Reading Together Packet

## Grades: 9-12

---

Learning is not just for the classroom! Use the following activities to add reading to your summer and have fun reaching your goals. Complete each step and earn your certificate! Learning Ally has lots of book selections to keep you reading.

Sign up for the [Summer Reading Together Program](#) to win prizes and share your success! Four students win each month and four win at the end of the summer for overall reading across June, July and August. Monthly prizes include a \$25.00 digital gift card! End of summer winners also receive a \$100 digital gift card. Top students who read the most pages or who have the most days spent reading 20 minutes or more will win!

You can use this packet to read all summer. Print extra copies of activity pages that you want to use for more than one book. Your family can help you use these activities to participate share on social media.

# Table of Contents:

---

**Step 1:** Pick a Book ..... 4

**Step 2:** Set a goal ..... 6

**Step 3:** Prepare ..... 7

**Step 4:** Create ..... 9

    Point of View ..... 9

    Scene Assignment ..... 10

    Words to Learn: Vocabulary Builder: ..... 11

    Literary Elements: ..... 12

**Step 5:** Track your Progress ..... 14

**Step 6:** Celebrate! ..... 16

**Step 7:** Keep Reading!!! ..... 18

## Step 1: Pick a book

Summer is a great time to read!! Start by picking a book that looks good to you. It is a good idea to pick a couple of books in case you don't like the first one you try. Keep trying until you find one you like.

See the next page for some recommendations to get you started!


## SUMMER READING 2021: POPULAR TITLES – HIGH SCHOOL



**ND068** Sorcery Of Thorns, Margaret Rogerson



**ND147** Mayhem And Madness: Chronicles Of A Teenaged Supervillain, J.A. Dauber




**ND089** Crown Of Coral And Pearl, Mara Rutherford




**NB454** Akata Witch, Nnedi Okorafor




**ND140** White Rose, Kip Wilson




**ND098** The Bone Houses, Emily Lloyd-Jones




**NC143** Finale: A Caraval Novel, Stephanie Garber



**NB575** A Map Of Days, Ransom Riggs



**ND065** Stepsister, Jennifer Donnelly



**NC081** Sadie, Courtney Summers



**ND087** Girls With Sharp Sticks, Suzanne Young



**NC898** Where The World Ends, Geraldine McCaughrean



**NC647** To All The Boys I've Loved Before, Jenny Han




**NC752** The Toll, Neal Shusterman




**NC843** Internment, Samira Ahmed



**NA303** The Sun Is Also A Star, Nicola Yoon



**NB506** Shadowshaper, Daniel Jose Older




**NA308** Homegoing, Yaa Gyasi



**NA639** Dear Martin, Nic Stone



**NC199** King's Cage, Victoria Aveyard



**NC074** Gutless, Carl Deuker

## Step 2: Set a goal

The best way to become a good reader is to plan to read as often as you can. You can start slow and then work your way up to more reading as you get stronger. You can aim for a certain number of minutes or pages each day. Think about the best days and times that you can read. Make sure you pick a comfy spot and have a snack!

You can update your goal every month:

### Month 1 Goal:

I will read for \_\_\_\_\_ minutes or \_\_\_\_\_ pages on these days:

Sunday      Monday      Tuesday      Wednesday      Thursday      Friday      Saturday  
(circle every day that you will read)

### Month 2 Goal:

I will read for \_\_\_\_\_ minutes or \_\_\_\_\_ pages on these days:

Sunday      Monday      Tuesday      Wednesday      Thursday      Friday      Saturday  
(circle every day that you will read)

### Month 3 Goal:

I will read for \_\_\_\_\_ minutes or \_\_\_\_\_ pages on these days:

Sunday      Monday      Tuesday      Wednesday      Thursday      Friday      Saturday  
(circle every day that you will read)

## Step 3: Prepare

A good way to help you read well is to prepare before you read. Before you start your book, think about what you already know and make some predictions. As you read, gather evidence to support or refute your prediction. As you finish your book consider whether your prediction was accurate or not. Use the below framework to track your prediction:

Book Title: \_\_\_\_\_

Author: \_\_\_\_\_

Prediction:

Supporting quotes/ actions/ experiences:

Supporting facts and/ or inferences:

Conclusion and Analysis: Was your prediction right or wrong?



## Step 4: Create

Use any of the following activities to help you learn while you read:

### Point of View

Point of View: The way in which events of a story are conveyed to the reader.

There are three different types:

1. First-person point of view: This is when a specific character or person is narrating a story from his/her perspective. First-person narration involves the use of pronouns such as "I", "our", and "we".

*Example: We were having so much fun. I saw the trees whispering in the wind along our lake.*

Write your own example:

2. Second-person point of view: This type of narration is used to speak directly to the reader, usually by the author. This narration uses the pronoun "you".

*Example: You will love the beaches in Jamaica when you explore the fine country.*

Write your own example:

3. Third-person point of view: This point of view is that of an outsider looking into the story. Uses pronouns like "he", "she", "it", "they", or a character's name.

*Example: Mrs. Long is a great teacher. She never scolds the class even when they are misbehaving.*

Write your own example:

## Scene Assignment

Choose a scene from your reading and write the scene from a different character's perspective. Use first-person point of view.

Book Title: \_\_\_\_\_

Author: \_\_\_\_\_

My scene:

Page Number:

Rewrite in the First Person:

## Words to Learn: Vocabulary Builder:

Find interesting words in your audiobook that are unfamiliar to you. Write what you think it means, the page number and the dictionary definition.

### Share on social media!

Share between three and six vocabulary words using #mysummervocab and tagging @Learning\_Ally as well as #SRT21

Book Title: \_\_\_\_\_

Author: \_\_\_\_\_

New Word	What I Think It Means	Page Number	Dictionary Definition

## Literary Elements:

The author uses many different elements to help make the story more engaging. A few elements that are used often in the story are simile, metaphor, symbolism and imagery.

1. **Imagery:** The use of sensory words to paint an image in your mind. For example:
  - The gushing brook stole its way down the lush green mountains, dotted with tiny flowers in a riot of colors and trees coming alive with chirping birds.
2. **Simile and Metaphor:** Comparing two distinct objects to something else. Simile uses "like" or "as". A metaphor describes without using "like" or "as". For example:
  - "My love is like a red, red rose" (simile)
  - He is an old fox; very cunning (metaphor)
3. **Symbolism:** Something (a word, action or event in the story) that represents something else. For example:
  - A red rose represents love
  - A dove represents peace.

Find examples of each literary element from the book you are reading and include them in the below chart:

Book Title: \_\_\_\_\_

Author: \_\_\_\_\_

Literary Element	Example from the Book	Page Number
Imagery		
Simile		
Metaphor		
Symbolism		

## Step 5: Track your progress

Use the calendar to check off every day that you read. Use the pictures to show if your summer reading outlook is cloudy, partly sunny, or sunny!

### Share on social media!

When you finish a book, create a video to recommend your summer reading book to other students using #mysummerbook and tag @Learning\_Ally and #SRT21

## Step 6: Celebrate!

When you reach your goals, celebrate your success by sharing this certificate of your success with family and friends. You can share your progress on social media using #SRT21



# Certificate of Participation

Thank you for joining our community of readers and congratulations  
on your commitment to improving your daily reading habits.

**SUMMER 2021**





## Step 7: Keep Reading!!!

Learning Ally has even more activities and book recommendations.

Visit Learning Ally's Distance Learning site to find more activities.  
<https://learningally.org/Solutions-for-School/Distance-Learning>

Check out these recommendations

## Good Reads: High School

### Science Fiction/Fantasy



**KG827** *The Girl Of Fire And Thorns*, Rae Carson

**NA829** *The Hazel Wood*, Melissa Albert

**NA518** *My Lady Jane*, Cynthia Hand

**KM765** *The Hobbit Or, There And Back Again*, J.R.R. Tolkien


**NC065** *Duchessina: A Novel Of Catherine de' Medici*, Carolyn Meyer

**NA910** *Hunting Prince Dracula*, Kerri Maniscalco

**KV447** *The Kill Order*, James Dashner

**NB648** *Thunderhead*, Neal Shusterman

### Nonfiction



**NC710** *The Radium Girls: The Dark Story Of America's Shining Women*, Kate Moore

**NC232** *One Goal: A Coach, A Team, And The Game That Brought A Divided Town Together*, Amy Bass

**NC702** *Broad Band: The Untold Story Of The Women Who Made The Internet*, Claire L. Evans

**NA297** *Persepolis: The Story Of A Childhood*, Marjane Satrapi

**NC198** *Shout: The True Story Of A Survivor Who Refused To Be Silenced*, Laurie Halse Anderson

**NB622** *Hey, Kiddo*, Jarrett J. Krosoczka

**NC717** *Bonnie And Clyde: The Making Of A Legend*, Karen Blumenthal

**NC416** *Bridge of Spies: A True Story Of The Cold War*, Giles Whittell

### Multicultural



**NA144** *We Were Here*, Matt De la Peña

**NB914** *On The Come Up*, Angie Thomas

**NB297** *Love, Hate And Other Filters*, Samira Ahmed

**NA638** *I Am Not Your Perfect Mexican Daughter*, Erika Sanchez

**NC220** *The Girl With Seven Names: Escape From North Korea*, Hyeonseo Lee

**HS422** *The House On Mango Street*, Sandra Cisneros

**HY020** *A Thousand Splendid Suns*, Khaled Hosseini

**NA191** *The Hate U Give*, Angie Thomas